

Panasonic

PT-LB360 Series

LCD Projectors

PT-LW330
PT-LW280
PT-LB360
PT-LB330
PT-LB300
PT-LB280

Outstanding Performance in a Compact Body

That's all you need...



Classroom

Triple Treat: Performance, Easy C

The PT-LB360 Series projectors are bright, compact and easy to use—ideal for education and... They also have a wide range of functions powered by a long-lasting lamp.



Excellent Performance in a Compact Body

High Brightness and High Contrast in a Lightweight Body


A brightness level ranging from 2,800 lm*1 to 3,700 lm*1 and contrast ratio of 10,000:1 have been achieved in a compact lightweight body. Clear and bright images enhance the learning and working experience.

A Maximum 8,000-Hour*2 Lamp Replacement Cycle*3

It enables to operate for up to 8,000 hours*2 without needing to be replaced. This also helps reduce maintenance and operating costs.

A Long-Life Filter with a Maximum 5,000-Hour*3 Replacement Cycle

A long-life air filter has a replacement cycle of 5,000 hours. This reduces maintenance hassles for long periods of use, and helps to lower maintenance costs.



Quiet 28-dB*2 Design Helps to Hold Viewers' Attention

The noise level is as low as 28 dB. This helps your audience to keep their attention on the discussion or on the screen images during quiet scenes.

Daylight View Lite

The Daylight View Lite function can be activated from the remote control for easy and comfortable viewing during presentations and lectures in a bright room.



Ease of Installation

Corner Keystone Correction*4 Enables Angled Projection

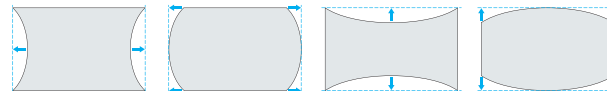
All you need to do is designate four points as the corners of the projected image, and this function easily carries out horizontal and vertical keystone correction.

1.2x Zoom Lens Allows Flexible Installation

The 1.2x zoom lens lets the projector support a wide range of projection distances.

Curved Screen Correction*4

Barrel and pincushion distortions are easily corrected when projecting onto a curved screen.



Multiple Unit Monitoring Capability*5

Multi Projector Monitoring and Control Software is available for monitoring and controlling multiple Panasonic projectors from a single PC.

Projection distance unit: feet [meters]			Projection distance unit: feet [meters]			Projection distance unit: feet [meters]			Projection distance unit: feet [meters]		
PT-LW330 (16:10 aspect ratio; throw ratio 1.48–1.78:1)			PT-LW280 (16:10 aspect ratio; throw ratio 1.47–1.77:1)			PT-LB360/LB330 (4:3 aspect ratio; throw ratio 1.48–1.78:1)			PT-LB300/LB280 (4:3 aspect ratio; throw ratio 1.47–1.77:1)		
Diagonal image size	Projection distance (L) min. (wide) max. (tele)	Height from the edge of screen to center of lens (H)	Diagonal image size	Projection distance (L) min. (wide) max. (tele)	Height from the edge of screen to center of lens (H)	Diagonal image size	Projection distance (L) min. (wide) max. (tele)	Height from the edge of screen to center of lens (H)	Diagonal image size	Projection distance (L) min. (wide) max. (tele)	Height from the edge of screen to center of lens (H)
30" [0.76]	3.1 [0.9] 3.7 [1.1]	0.089 [0.027]	30" [0.76]	3.1 [0.9] 3.7 [1.1]	0.089 [0.027]	30" [0.76]	2.9 [0.9] 3.5 [1.1]	0.213 [0.065]	30" [0.76]	2.9 [0.9] 3.5 [1.1]	0.213 [0.065]
40" [1.02]	4.1 [1.3] 5.0 [1.5]	0.118 [0.036]	40" [1.02]	4.1 [1.3] 5.0 [1.5]	0.118 [0.036]	40" [1.02]	3.9 [1.2] 4.7 [1.4]	0.285 [0.087]	40" [1.02]	3.9 [1.2] 4.7 [1.4]	0.285 [0.087]
50" [1.27]	5.2 [1.6] 6.3 [1.9]	0.151 [0.046]	50" [1.27]	5.2 [1.6] 6.3 [1.9]	0.151 [0.046]	50" [1.27]	4.9 [1.5] 5.9 [1.8]	0.358 [0.109]	50" [1.27]	4.9 [1.5] 5.9 [1.8]	0.358 [0.109]
60" [1.52]	6.3 [1.9] 7.5 [2.3]	0.180 [0.055]	60" [1.52]	6.3 [1.9] 7.5 [2.3]	0.180 [0.055]	60" [1.52]	5.9 [1.8] 7.1 [2.2]	0.430 [0.131]	60" [1.52]	5.9 [1.8] 7.1 [2.2]	0.430 [0.131]
70" [1.78]	7.3 [2.2] 8.8 [2.7]	0.207 [0.063]	70" [1.78]	7.3 [2.2] 8.8 [2.7]	0.207 [0.063]	70" [1.78]	6.9 [2.1] 8.3 [2.5]	0.499 [0.152]	70" [1.78]	6.9 [2.1] 8.3 [2.5]	0.499 [0.152]
80" [2.03]	8.4 [2.6] 10.1 [3.1]	0.236 [0.072]	80" [2.03]	8.4 [2.6] 10.1 [3.1]	0.236 [0.072]	80" [2.03]	7.9 [2.4] 9.5 [2.9]	0.571 [0.174]	80" [2.03]	7.9 [2.4] 9.5 [2.9]	0.571 [0.174]
90" [2.29]	9.4 [2.9] 11.4 [3.5]	0.269 [0.082]	90" [2.29]	9.4 [2.9] 11.3 [3.4]	0.269 [0.082]	90" [2.29]	8.9 [2.7] 10.7 [3.3]	0.643 [0.196]	90" [2.29]	8.9 [2.7] 10.7 [3.3]	0.643 [0.196]
100" [2.54]	10.5 [3.2] 12.6 [3.8]	0.299 [0.091]	100" [2.54]	10.5 [3.2] 12.6 [3.8]	0.299 [0.091]	100" [2.54]	9.9 [3.0] 11.9 [3.6]	0.715 [0.218]	100" [2.54]	9.9 [3.0] 11.9 [3.6]	0.715 [0.218]
120" [3.05]	12.6 [3.8] 15.2 [4.6]	0.358 [0.109]	120" [3.05]	12.6 [3.8] 15.1 [4.6]	0.358 [0.109]	120" [3.05]	11.9 [3.6] 14.3 [4.4]	0.856 [0.261]	120" [3.05]	11.9 [3.6] 14.3 [4.4]	0.856 [0.261]
150" [3.81]	15.8 [4.8] 19.0 [5.8]	0.449 [0.137]	150" [3.81]	15.7 [4.8] 18.9 [5.8]	0.449 [0.137]	150" [3.81]	14.9 [4.5] 17.9 [5.5]	1.073 [0.327]	150" [3.81]	14.9 [4.5] 17.8 [5.4]	1.073 [0.327]
200" [5.08]	21.1 [6.4] 25.3 [7.7]	0.594 [0.181]	200" [5.08]	21.0 [6.4] 25.2 [7.7]	0.594 [0.181]	200" [5.08]	19.9 [6.1] 23.9 [7.3]	1.427 [0.435]	200" [5.08]	19.8 [6.0] 23.8 [7.3]	1.427 [0.435]
250" [6.35]	26.4 [8.0] 31.7 [9.7]	0.745 [0.227]	250" [6.35]	26.3 [8.0] 31.6 [9.6]	0.745 [0.227]	250" [6.35]	24.9 [7.6] 29.9 [9.1]	1.785 [0.544]	250" [6.35]	24.8 [7.6] 29.8 [9.1]	1.785 [0.544]
300" [7.62]	31.6 [9.6] 38.0 [11.6]	0.892 [0.272]	300" [7.62]	31.6 [9.6] 37.9 [11.6]	0.892 [0.272]	300" [7.62]	29.9 [9.1] 35.9 [10.9]	2.142 [0.653]	300" [7.62]	29.8 [9.1] 35.8 [10.9]	2.142 [0.653]

* Lens performance cannot be guaranteed for projection sizes larger than 12.9 m.

Operation, Portable Convenience

and corporate users.

Meeting Room

Variety of Useful Features

Memory Viewer Function*6

In addition to JPEG/BMP image and text files, PDF files can be projected by simply inserting a USB memory device containing the data into the USB memory port. Now you can start your presentation without having to connect to a computer.



USB Display Function*6 for Easy Projection Using a USB Cable

USB Display outputs images and sounds from the computer without the need to install any software. Simply connect to the USB port with a single USB cable and start your presentation.

Equipped with an HDMI Input Terminal and Abundant Interfaces

Supports a wide range of system architectures for portable or ceiling-mounted use.



PT-LW330/LW280/LB360/LB330



PT-LB300/LB280

Other Useful Features

- Built-in 10 W*7 speaker • PJLink™ compatibility **PJLink**
- Built-in closed caption decoder • Direct power off • Easy lamp and filter replacement
- Projector identification system for up to 6 projectors • Blackboard modes
- Start up logo • Equipped with a security bar for theft prevention

Eco-friendly

- Ecology conscious design
- No halogenated flame retardants are used in the cabinet.
- Lead-free glass is used for the lens.
- Coating-free cabinet for easy recycling.
- Switchable lamp mode

*1 2,800 lm for the PT-LW280 and PT-LB280, and 3,100 lm for the PT-LB300, and 3,300 lm for the PT-LW330 and PT-LB330, and 3,700 lm for the PT-LB360.
 *2 When lamp control is set to Eco 2.
 *3 The usage environment affects.
 *4 Only vertical keystone correction for the PT-LB300/LB280.
 *5 Not featured on the PT-LB300/LB280.
 *6 Excluding the PT-LB300/LB280.
 *7 2 W speaker for the PT-LB300/LB280.

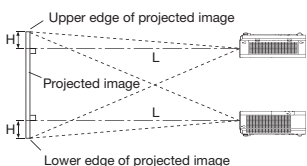


Remote control unit



PT-LW330	PT-LW280
WXGA	WXGA
3,300 lm	2,800 lm

PT-LB360	PT-LB330	PT-LB300	PT-LB280
XGA	XGA	XGA	XGA
3,700 lm	3,300 lm	3,100 lm	2,800 lm



• The value for L (distance to screen) varies slightly depending on the zoom lens characteristics.
 • At the shortest projection distance, the zoom lens characteristics may cause slight image distortion.

Specifications							
Model	PT-LW330	PT-LW280	PT-LB360	PT-LB330	PT-LB300	PT-LB280	
Power supply	AC100–240 V 50 Hz/60 Hz						
Power consumption	300 W (6 W when Standby mode set to Normal, 0.5 W when Standby mode set to Eco*)						
LCD panel	Transparent LCD panel (× 3, R/G/B)						
	Drive method: Active matrix method						
	Panel size: 15.0 mm (0.59 inches) diagonal (16:10 aspect ratio)		16 mm (0.63 inches) diagonal (4:3 aspect ratio)				
Lens	1,024,000 (1,280 × 800) pixels		786,432 (1,024 × 768) pixels				
	Manual zoom (1.2 ×), Manual focus lens F=1.6–1.76, f=19.16–23.02 mm, Throw Ratio: 1.48–1.78:1		Manual zoom (1.2 ×), Manual focus lens F=2.1–2.25, f=19.11–22.94 mm, Throw Ratio: 1.47–1.77:1		Manual zoom (1.2 ×), Manual focus lens F=1.6–1.76, f=19.16–23.02 mm, Throw Ratio: 1.48–1.78:1		
	Manual zoom (1.2 ×), Manual focus lens F=2.1–2.25, f=19.11–22.94 mm, Throw Ratio: 1.47–1.77:1		Manual zoom (1.2 ×), Manual focus lens F=1.6–1.76, f=19.16–23.02 mm, Throw Ratio: 1.48–1.78:1		Manual zoom (1.2 ×), Manual focus lens F=2.1–2.25, f=19.11–22.94 mm, Throw Ratio: 1.47–1.77:1		
Screen size	0.76–7.62 m (30–300 inches) diagonally, 16:10 aspect ratio						
Resolution	1,280 × 800 pixels (Input signals that exceed this resolution will be converted to 1,280 × 800 pixels.)		1,024 × 768 pixels (Input signals that exceed this resolution will be converted to 1,024 × 768 pixels.)				
Brightness* (Lamp power: Normal)	3,300 lm	2,800 lm	3,700 lm	3,300 lm	3,100 lm	2,800 lm	
Lamp	230 W × 1 lamp						
Lamp replacement cycle	Normal: 5000 h/Eco1: 6000 h/Eco2: 8000 h ²						
Center-to-corner uniformity*	80 %						
Contrast*	10,000:1 (all white/all black) (RGB signal input, Color mode: Dynamic, Lamp control: Normal)						
Scanning frequency	HDMI IN: fr: 15–91 kHz, fv: 50–85 Hz, dot clock: 25 MHz–162 MHz						
	RGB: fr: 15–91 kHz, fv: 50–85 Hz, dot clock: 162 MHz or lower						
	YPbPr (Y/Ca/Cb)		fr: 15.75 kHz, fv: 59.94 Hz [525i (480i)], fr: 45.00 kHz, fv: 60 Hz [750p (720/60p)], fr: 28.13 kHz, fv: 25 Hz [1125 (1080)/25p], fr: 67.50 kHz, fv: 60 Hz [1125 (1080)/60p]		fr: 15.63 kHz, fv: 50 Hz [625i (576i)], fr: 37.50 kHz, fv: 50 Hz [750p (720/50p)], fr: 27.00 kHz, fv: 24 Hz [1125 (1080)/24p], fr: 56.25 kHz, fv: 50 Hz [1125 (1080)/50p]		fr: 31.47 kHz, fv: 59.94 Hz [525p (480p)], fr: 33.75 kHz, fv: 60 Hz [1125 (1080)/60p], fr: 27.00 kHz, fv: 48 Hz [1125 (1080)/24SF], fr: 33.75 kHz, fv: 30 Hz [1125 (1080)/30p]
Video/S-Video		fr: 15.73 kHz, fv: 59.94 Hz [NTSC/NTSC4.43/PAL-M/PAL60], fr: 15.63 kHz, fv: 50 Hz [PAL/SECAM/PAL-N]					
Keystone correction range	Vertical: ±30° (Auto, Manual)						
	Horizontal: ±15° (Manual)						
Installation	Ceiling/floor, front/rear						
Terminals	HDMI IN: HDMI 19P × 1 HDCP compatible, Deep Color compatible [480p], [576p], [720/60p], [720/50p], [1080/60i], [1080/50i], [1080/60p], [1080/50p], [1080/24p], [1080/25p], [1080/24SF], [1080/30p] VGA size (640 dots × 480 dots)–WUXGA (1,920 dots × 1,200 dots), VESA CVT-RB compatible, Audio signal: Linear PCM (sampling frequencies: 48 kHz, 44.1 kHz, 32 kHz)						
	COMPUTER 1 IN: D-sub HD 15-pin (female) × 1 [RGB/S-Video/YPbPr(Ca)/Scart RGB]						
	COMPUTER 2 IN/OUT: D-sub HD 15-pin (female) × 1 [RGB/Monitor output] (Input/output switching)				[Monitor output]		
	VIDEO IN: Pin jack × 1						
	AUDIO IN 1: M3 (L,R) × 1						
	AUDIO IN 2: Pin jack × 2 (L,R)						
	AUDIO OUT: M3 (L,R) × 1 (variable)						
	LAN: RJ-45 (× 1) For network connections, 10Base-T/100Base-TX, PjLink™ (class 1) compatible						
	SERIAL IN: D-Sub 9P (female) × 1 For external control (RS-232C compatible)						
	USB-Type A: Memory Viewer, DC5 V MAX500 mA						
USB-Type B: USB Display							
Built-in speaker	10 W mono					2 W mono	
Operation noise*	Normal: 37 dB, Eco1: 33 dB, Eco2: 28 dB						
Cabinet materials	Molded plastic (PC)						
Dimensions (W × H × D)	335 mm × 96 mm (when legs at shortest position) × 252 mm						
Weight*	Approx. 2.8 kg (6.2 lbs)						
Operating environment	Operating environment temperature: Normal use: 5 °C–40 °C (41 °F–104 °F) [at altitudes less than 1,400 m (4,500 ft)] 5 °C–35 °C (41 °F–95 °F) [at altitudes of 1,400–2,700 m (4,500–8,800 ft)] Operating environment humidity: 20–80 % (no condensation)						
Supplied accessories	• Wireless remote control unit (× 1) • Power cord (× 1) (× 2 for Asia model only) • CD-ROM (× 1) ... Instruction manual, Multi Projector Monitoring and Control Software ³ • Instruction manual (Basic guide) • Batteries for remote control (R03/LR03/AAA type battery (× 2)) • RGB signal cable (× 1)						
Optional accessories	Ceiling mount bracket: Projector mount bracket: ET-PKL420B, Ceiling mount bracket (for high ceilings): ET-PKL100H, Ceiling mount bracket (for low ceilings): ET-PKL100S						
	Replacement lamp unit: ET-LAL500						
	Replacement filter unit: ET-RFL300 Conversion cable: D-SUB/S-Video conversion cable: ET-ADSV						

* Measurement, measuring conditions, and method of notation all comply with ISO 21118 international standards.

*1 When the Standby mode is set to Eco, network functions such as power on over the LAN network will not operate. Also, only certain commands can be received for external control using the serial terminal. *2 The value for the recommended lamp replacement cycle is the maximum value, at which luminance will become 50 %. The usage environment affects the lamp replacement cycle. *3 Not supplied with the PT-LB300/LB280.

Optional accessories

Ceiling mount bracket for high ceilings
ET-PKL100H



Ceiling mount bracket for low ceilings
ET-PKL100S



Projector mount bracket
ET-PKL420B



Replacement filter
ET-RFL300



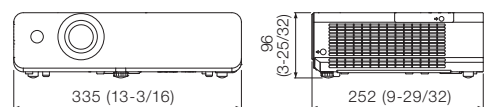
* The filter cover shown in the photo is not included.

Replacement lamp unit
ET-LAL500



Dimensions

unit: mm (inches)



Caution

Do not install the projector in locations that are subject to excessive water, humidity, steam or oily smoke. Doing so may result in fire, malfunction or electric shock.

NOTES ON USE

- The projector uses a high-voltage mercury lamp under high internal pressure. This lamp may break, emitting a popping sound, or fail to illuminate, due to impact or extended use.
- The high-wattage lamp becomes very hot during operation. Please observe the following precautions:
 - Never place objects on top of the projector while it is in operation.
 - Make sure there is an unobstructed space of 1000 mm (3 ft 3 in) or more around the projector's exhaust openings.
 - If stacking projector units, care must be taken to provide the recommended space between units. These space requirements also apply to installation where only one projector unit is operating at one time and the other unit is used as a backup.

- If the projector is placed in a box or enclosure, the temperature of the air surrounding the projector must match the operating temperature listed in the specifications table during use. Also, make sure the projector's intake and exhaust openings are not blocked. Ensure there is sufficient ventilation to prevent hot air from the exhaust openings being recirculated into the intake opening.
- The lamp replacement cycle duration becomes shorter if the projector is operated repeatedly for short periods.
 - The lamp replacement cycle varies greatly depending on individual lamp characteristics and usage conditions.
 - The brightness of the lamp will gradually decrease with use.
- Due to natural characteristics of lamps, screen brightness may fluctuate. This is not an indication of faulty lamp performance.

Panasonic®



For more information about Panasonic projectors, please visit:
Projector Global Web Site – Panasonic.net/avc/projector
Facebook – www.facebook.com/panasonicprojector
YouTube – www.youtube.com/user/PanasonicProjector

Weights and dimensions shown are approximate. Specifications and appearance are subject to change without notice. Product availability differs depending on region and country. This product may be subject to export control regulations. The projection distances and throw ratios given in this brochure are for use only as guidelines. For more detailed information, please consult the dealer from whom you are purchasing the product. The PjLink trademark is an application trademark in Japan, the United States, and other countries and regions or registered trademarks. HDMI, the HDMI logo and High-Definition Multimedia Interface is a trademark or registered trademark of HDMI Licensing LLC. All other trademarks are the property of their respective trademark owners. Projection images simulated.
© 2014 Panasonic Corporation. All rights reserved.

All information included here is valid as of May 2014.

PT-LB360G2 Printed in Japan.